



Wealth Management
Dominion Securities



RBC Wealth Management Online

Questions? We're here to help – contact our Helpdesk at 1-888-820-8006, or contact your Investment Advisor team.

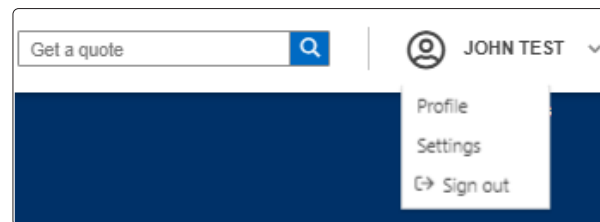
Quickly find the accounts you want to see

Nickname your accounts for easy reference – and hide the ones you don't want to see. Here's how.

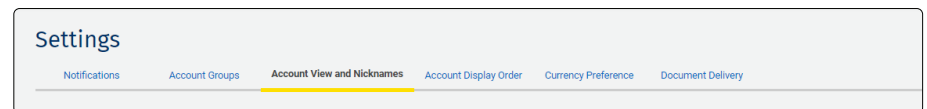
1. Go to www.rbc.com and click on "Sign in" (top right corner).

If you don't remember your ID/password, please contact the RBC Wealth Management Online Helpdesk at 1-888-820-8006. If you don't yet have access to RBC Wealth Management Online, please contact your Investment Advisor team for assistance.

2. Click on your name at the top right-hand corner of your screen, then select "Settings."

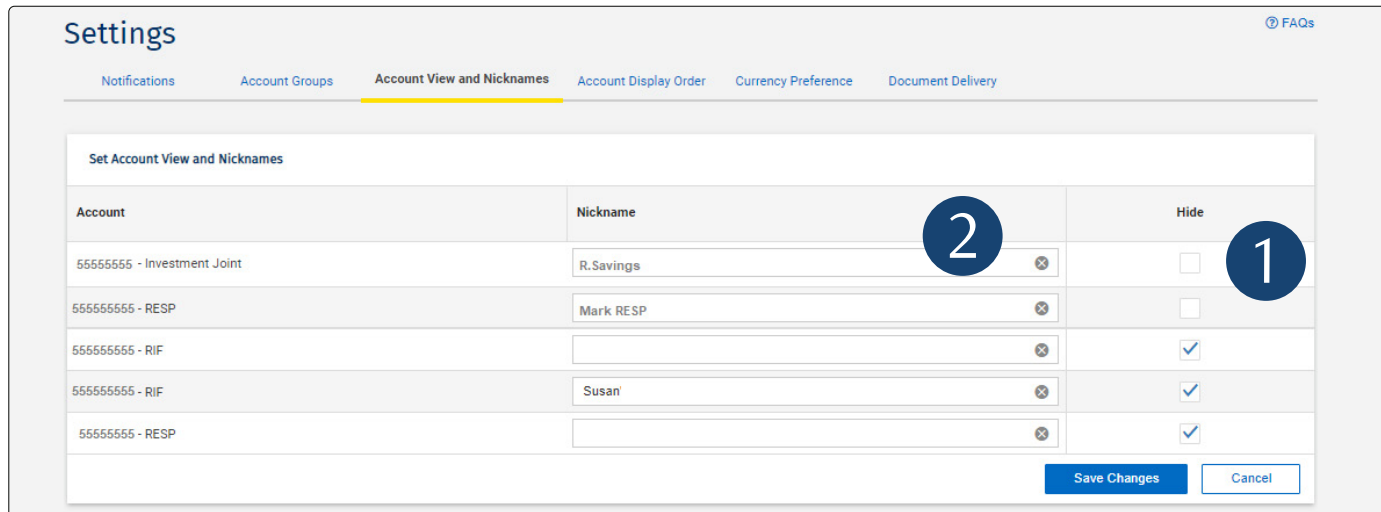


3. Select "Account View and Nicknames."

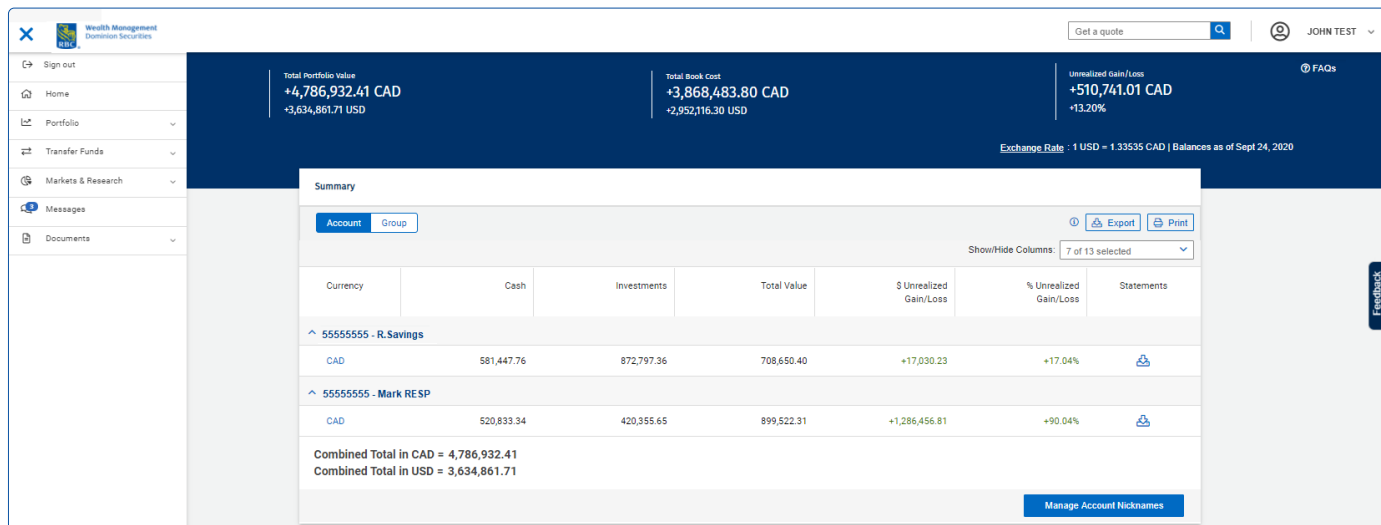


- To hide an account, select the box on the right side (1) then click on “Save Changes.” Or to nickname an account, type in your nickname (2) then click on “Save Changes.”

Note: there’s a 20-character limit for each nickname.



- That’s it – you will now see your nicknames, and the accounts you want, on RBC Wealth Management Online.



Questions? We’re here to help – contact our Helpdesk at 1-888-820-8006, or contact your Investment Advisor team.



Wealth Management
Dominion Securities