



Wealth Management  
Dominion Securities



## RBC Wealth Management Mobile App

Questions? We're here to help – contact our Helpdesk at 1-888-820-8006, or contact your Investment Advisor team.

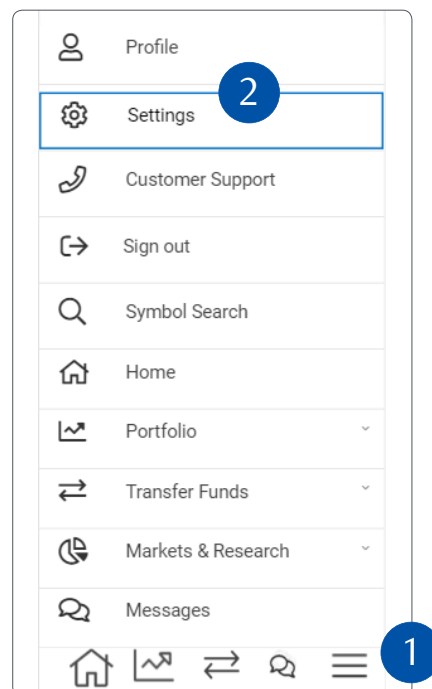
# Set your currency preference

Choose whether your account values display in Canadian dollars or in the settlement currency on your RBC Wealth Management Mobile App homepage. The settlement currency is the currency you used to purchase your investments with. What's more, you can choose to see your account values in either Canadian or U.S. dollars (or both) on your homepage and portfolio holdings page. Here's how to personalize your currency preferences:

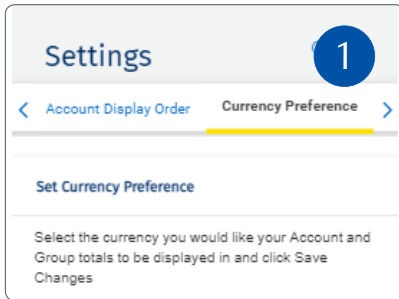
1. Sign into your RBC Mobile app. If you have not downloaded the RBC Mobile app, do so, through the App Store (iPhone) or the Google Play Store (Android).

If you don't remember your ID/password, please contact the RBC Wealth Management Online Helpdesk at 1-888-820-8006. If you don't have access to RBC Wealth Management Online, please speak with your Investment Advisor team for assistance.

2. Once signed in, select the menu tab (1) at the bottom of your smartphone, then select "Settings" (2).



3. Select the right arrow until the “Currency Preference” tab (1) is selected.

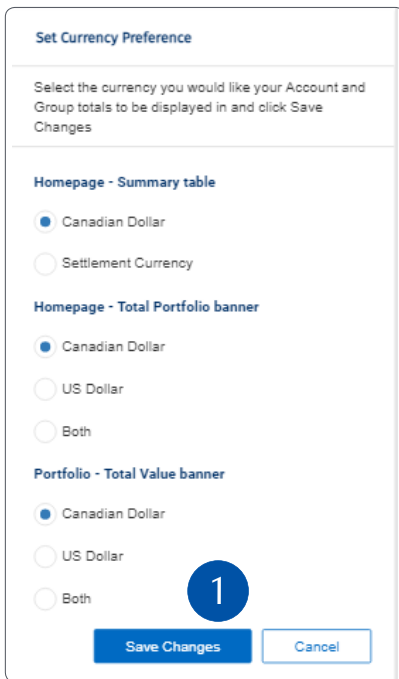


Once your currency preference is updated, if set to “Canadian Dollar,” you will see one row per account with values displayed as combined in Canadian dollars.

If set to “Settlement Currency,” you will see one row for each currency they hold per account with values displayed in their respective settlement currencies (for example, U.S. dollars or USD).

**Questions? We’re here to help – contact our Helpdesk at 1-888-820-8006, or contact your Investment Advisor team.**

4. Select the currency you would like your Account and Group totals to be displayed in and tap “Save Changes” (1).



**Wealth Management  
Dominion Securities**