

# GLOBAL Insight



Wealth  
Management

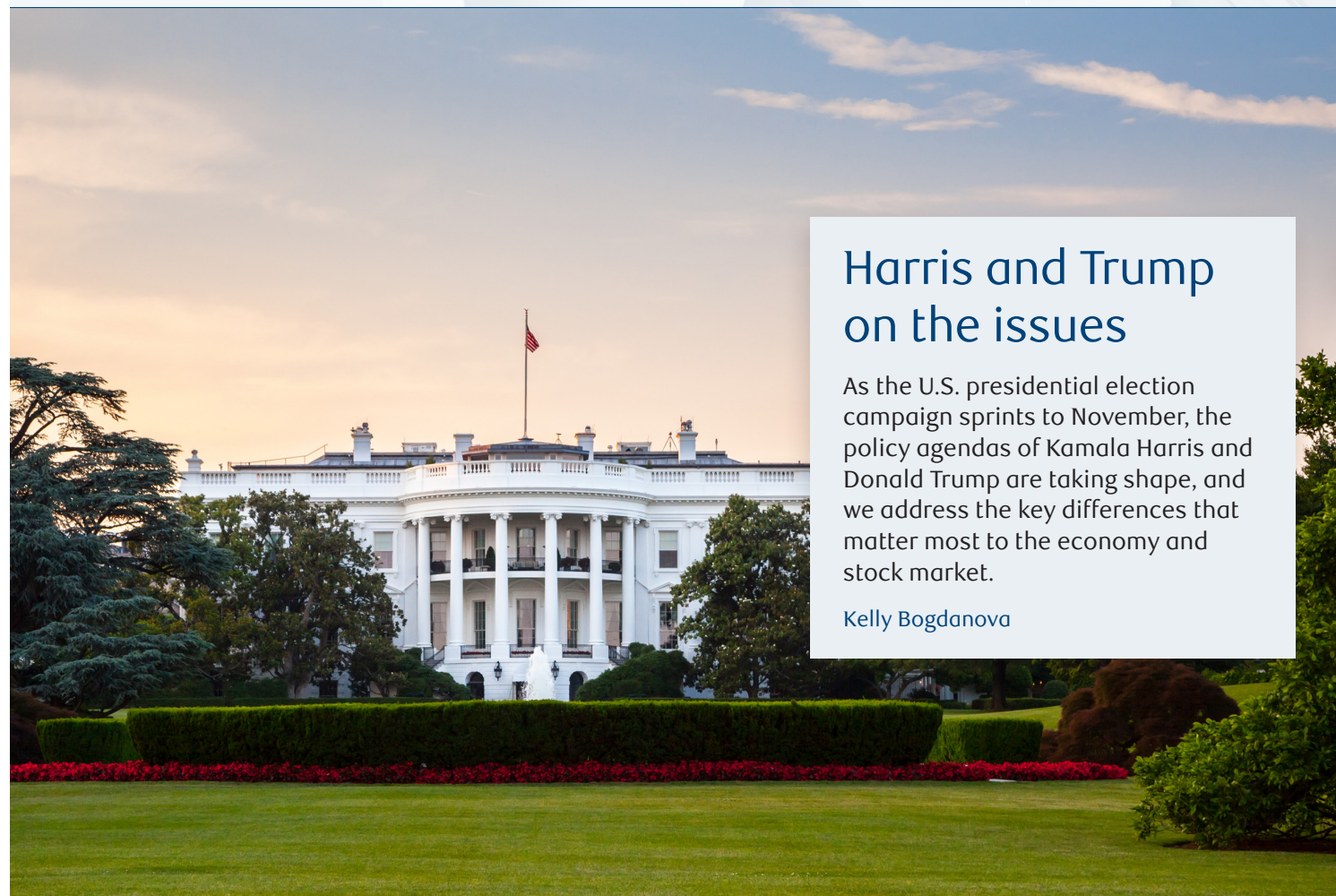
## Monthly focus

September 2024

### Harris and Trump on the issues

As the U.S. presidential election campaign sprints to November, the policy agendas of Kamala Harris and Donald Trump are taking shape, and we address the key differences that matter most to the economy and stock market.

Kelly Bogdanova



For important and required non-U.S. analyst disclosures, see [page 17](#).

All values in U.S. dollars and priced as of market close, Aug. 31, 2024 unless otherwise stated.  
Produced: Sept. 10, 2024, 10:13 ET; Disseminated: Sept. 10, 2024, 15:15 ET

**Investment and insurance products offered through RBC Wealth Management are not insured by the FDIC or any other federal government agency, are not deposits or other obligations of, or guaranteed by, a bank or any bank affiliate, and are subject to investment risks, including possible loss of the principal amount invested.**

---

MONTHLY  
Focus



**Kelly Bogdanova**

San Francisco, U.S.  
kelly.bogdanova@rbc.com

## Harris and Trump on the issues

As the U.S. presidential election campaign sprints to November, the policy agendas of Kamala Harris and Donald Trump are taking shape. With the noise about the stark choice facing America louder than we've ever heard, we address the key policy differences between Harris and Trump that matter most to the economy and stock market.

Vice President Kamala Harris and former President Donald Trump have both struck populist tones with their campaign rhetoric and slogans about the economy, attempting to appeal to middle-income voters.

But underneath the rhetoric, a gulf exists between them on issues pertinent to the U.S. economy and stock market. Harris and Trump don't see eye-to-eye on tax, tariff, inflation, and regulatory policies, and have different track records on oil and gas producers, green energy companies, and banks, among other industries.

We have a long-held view that the economy and market don't march to the president's drum—or Washington, D.C.'s for that matter. Quite often [other factors](#) supersede developments inside the Beltway. And let's face it, many campaign proposals don't make their way into law, presidential executive orders, or bureaucratic rulemaking because of the [checks and balances](#) built into the system.

Yet it's still useful to consider candidates' economic proposals given that some presidential decisions can impact the market overall or select industries, even if just for a short time.

### Tax plan takeaways

We're monitoring tax policy closely because the large tax cuts on individuals, investments, and estates that were implemented in 2018 during Trump's presidency, known as the Tax Cuts and Jobs Act (TCJA), will expire at the end of 2025. **If nothing is done, tax rates will automatically revert to higher levels previously in place.**

The corporate tax rate, which the TCJA cut from 35 percent to 21 percent, does not have a sunset provision—meaning this low rate will stay in place until it is proactively raised or lowered in new legislation that is signed into law by the president.

After Trump was elected president in 2016 along with both a Republican-led House of Representatives and Senate, the stock market rallied in anticipation that a tax cut package would be delivered. The rally accelerated as the TCJA debate unfolded in the latter part of 2017 and soon after the legislation took effect in early 2018, as the agreement ended up being the largest tax overhaul in three decades and the changes were more business-friendly than market participants had initially anticipated. All told from election day in November 2016 through late January 2018, the S&P 500 rose 34 percent, although there were other factors that boosted the market during this period too.

## HARRIS AND TRUMP ON THE ISSUES

### Tax issues likely to be front and center

Many of the Tax Cuts and Jobs Act (TCJA) provisions that benefited individual taxpayers starting in 2018 are scheduled to sunset at the end of 2025:

- The reduction of **individual income tax rates** and the restructuring of the tax brackets will expire
- The increase in the **standard deduction**, elimination of the **personal exemption**, and doubling of the **child tax credit** will expire
- Limits on the **state and local tax deduction** and the **mortgage interest deduction** will expire
- The decoupling of the income threshold for **capital gains** from ordinary income will expire
- The reduction of the **alternative minimum tax** will expire
- The reduction of the **estate tax** will expire
- The higher lifetime thresholds for **gifts** will expire
- The **corporate tax rate** of 21% does not expire, but could be changed in any forthcoming tax legislation

Note: Items impacted by TCJA sunset provisions are not limited to this information. This information does not constitute tax advice.

Source - Tax Foundation, Kiplinger, RBC Wealth Management

### No surprise, once again this campaign season, the Republican and Democratic standard-bearers differ on tax policy:

- Trump proposes extending all of the low tax provisions in the TCJA beyond the year-end 2025 sunset date, regardless of household income, including tax rates on individuals, estates, capital gains, and dividend income, among other provisions. He seeks to eliminate partial income taxation on Social Security retirement payments. Note: To pass in the Senate with 51 votes (reconciliation process, no filibuster), the tax package cannot increase the deficit beyond a multiyear budget window, as assessed by government scoring entities. Trump would likely seek to have any additional tariff revenue estimates factored into the calculations. Deficit hawks are typically skeptical about the veracity of scoring methods. But this is how the TCJA was passed in late 2017.
- Harris proposes to extend the low tax rates for most taxpayers but is in favor of raising taxes on households with incomes above \$400,000 per year, and increasing the long-term capital gains tax to 28 percent from 20 percent for those earning \$1 million per year or more. She would boost the TCJA child and small business tax credits and would introduce a new tax credit for certain first-time homebuyers.
- Harris advocates raising the corporate tax rate to 28 percent from 21 percent, which is lower than the pre-TCJA tax rate of 35 percent. While Trump had previously advocated lowering the corporate rate to at least 20 percent, more recently he proposed reducing the rate to 15 percent for companies that manufacture goods in the U.S., with some restrictions.

For details about the candidates' tax proposals, see the Appendix on [page 14](#).

---

## HARRIS AND TRUMP ON THE ISSUES

### Decoding the impact of tax code changes

The prevailing, basic view among many Wall Street money managers and equity market participants going back decades is that tax cuts are usually positive for the economy and stock market. Conversely, tax hikes can be a drag on economic growth and can hit the overall stock market or equities within key industries, at least for a brief period. A combination of tax hikes and cuts has historically been viewed more favorably when deficit reduction has been part of the plan, such as in the 1990s.

To economists who attempt to analyze this from a nonpartisan perspective and in light of historical experiences, this is a more complex issue.

#### **The impact of tax policy on economic activity can depend on:**

- The magnitude and composition of tax code changes, i.e., the distribution of rate cuts/credits versus rate hikes
- How various household income segments and their spending power are affected
- The timing of tax code changes, i.e., the stage in the business cycle in which changes occur
- How tax code changes influence federal spending, the federal budget deficit, and inflation
- The interplay that tax and other fiscal policies have with the Federal Reserve's monetary policies

Furthermore, many factors impact economic growth, including those which have little to do with tax or Washington policies in general.

#### **Regardless of who is elected president in 2024, the congressional election results will play an important role in determining tax and other fiscal policies.**

Tax legislation won't be considered in a vacuum. Forthcoming tax deliberations would likely involve a broader policy debate in Washington about the federal budget, including spending levels and tariff policies (another form of tax revenue), and the potential impact on the bloated federal deficit and debt. Nonpartisan organizations that analyze fiscal policies, such as the Committee for a Responsible Federal Budget, have pointed out that provisions within both candidates' tax proposals are rather costly and neither candidate has credible deficit reduction proposals at this stage.

If Trump is elected, the policy debate would likely take into account the work of a new government efficiency commission that he would put in place, which he has tapped entrepreneur Elon Musk to lead. The commission would audit federal spending and the government's performance in order to recommend "drastic reforms."

#### **We don't think that major tax code changes on individuals or corporations are factored into stock market sentiment as of this writing.**

## HARRIS AND TRUMP ON THE ISSUES

The effective corporate tax rate—the actual tax rate—that the median S&P 500 company paid dropped from an average of 30.5 percent in the years before the TCJA corporate tax cut to 19.7 percent after the TCJA was fully implemented in 2018, according to a study by Bloomberg macro strategist Cameron Crise.

### The tax cuts worked

The median tax rate of S&P 500 firms significantly declined after TCJA



Source - Bloomberg News, “What the data says about actual corporate tax rates: Macro Man” 8/20/24; data represents the median 12-month effective tax rate through 4/30/24

Admittedly, the effective rate varies widely, with some of the largest S&P 500 multinational companies paying a much lower rate because they still shift significant revenues overseas to countries and jurisdictions with low tax rates and use other accounting maneuvers.

With any legislative change in the corporate rate, the effective rate for the median S&P 500 company would depend on whether deductions and loopholes are maintained, tightened, or loosened, whether incentives to shift revenues overseas would remain, and whether an alternative minimum corporate tax would be implemented. And the effective rate could end up varying widely by company, just as it does today.

**We also don’t think that a corporate tax rate change is factored into S&P 500 consensus profit margin forecasts, which are currently near the upper end of the range since 1990.**

Even so, for those wondering about the impact of corporate tax rates on the overall stock market, Bloomberg’s study has interesting news. Based on data going back to 1947, Crise found that, **“Over the long run there has been essentially zero correlation between the effective corporate tax rate and the performance of the S&P 500...** In many ways the regulatory burden and monetary policy backdrop are more significant to equity returns than the tax rate, bemusing as that may be.”

Investors should keep in mind that before we get to the “long run,” the overall fiscal policy debate between the next president and Congress (and lobbyists) about tax rates, federal spending, and the deficit and debt could have a short-term impact on U.S. stock market volatility following the election, including at times during 2025.

## HARRIS AND TRUMP ON THE ISSUES

### Price plans and populism

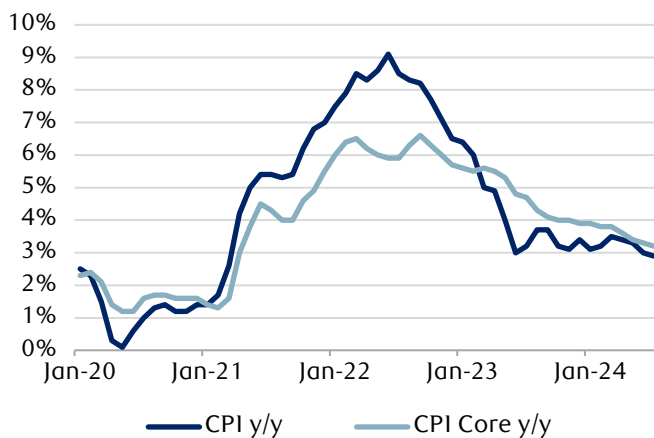
Much of Wall Street is focused on the fact that the year-over-year inflation rate has declined meaningfully since it peaked in 2022 as this tends to directly or indirectly impact asset prices—a positive development, indeed.

But the presidential candidates and most voters are still focused on the fact that overall prices remain very elevated, and this is what impacts household budgets.

In other words, Wall Street and Main Street see the inflation issue very differently.

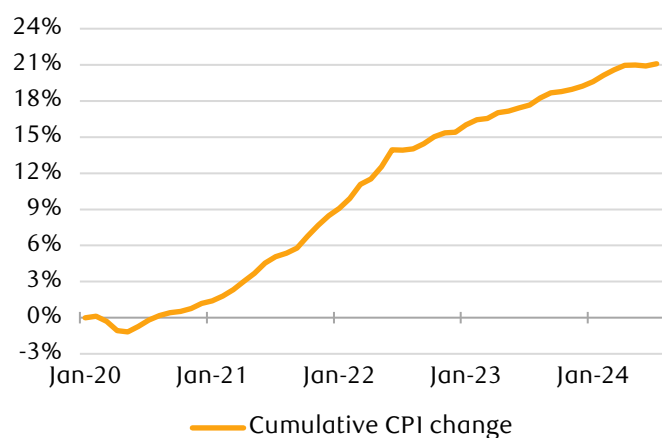
#### The *rate* of inflation has come down a lot...

Year-over-year U.S. Consumer Price index (CPI) inflation rates



#### ...but *prices* are still very high

Cumulative price growth since 2020



Source - RBC Wealth Management, Bloomberg; “CPI Core” excludes food and energy; data through July 2024

**Harris’ proposal to tackle high prices by targeting “price gouging” is favored by progressive organizations and polls indicate that it’s supported by some young voters who are important for swing-state election outcomes.** This is the generation that polling shows is most pessimistic about their ability to achieve “the American dream.” However, for many voters over 50 years old, we believe Harris’ price gouging ideas conjure up negative images of the failed price-control policies of Republican President Richard Nixon in the 1970s.

Legal mechanisms already exist to combat price gouging during emergencies like natural disasters and pandemics, and price collusion is already illegal under federal and state antitrust laws.

At this stage it’s unclear whether Harris is merely stating that she will enforce price gouging protections more actively during emergencies, or whether she is seeking more sweeping federal authority like what is advocated in the “Price Gouging Prevention Act of 2024,” co-sponsored by progressive Democratic Senator Elizabeth Warren and three Midwestern Democratic senators.

This type of legislation could give the Federal Trade Commission a lot more leeway to regulate prices because it would specifically make it unlawful for large companies to sell any good or service at a (presently undefined)

---

## HARRIS AND TRUMP ON THE ISSUES

“grossly excessive price” in both emergency and *non-emergency* circumstances, irrespective of the company’s position in the supply chain. It also could include substantial pricing and cost reporting requirements for some large companies in certain circumstances.

**Regardless of what Harris is aiming for, we believe any sweeping price gouging initiatives would go nowhere in the next session of the Senate and would also struggle to gain support in the House, no matter which party wins control of these two congressional chambers.**

One of former President Barack Obama’s senior economic advisors has already spoken out against Harris’ proposal. Former Chair of the Council of Economic Advisors Jason Furman told *The New York Times*, “This is an unwise policy, and I think the best hope is that ultimately all this will turn into rhetoric rather than reality. There are no positive aspects to this, but there are negative ones.” Editorial teams at publications that are normally sympathetic to the Democratic Party such as *The Washington Post* and *The New York Times* have criticized the idea, as has *The Wall Street Journal* which is typically more sympathetic to the Republican Party.

**Regarding other areas of law that intersect with price gouging and collusion, we would expect a Harris administration to more aggressively investigate and prosecute federal antitrust and consumer protection cases compared to the Biden administration and previous Trump administration.**

Harris’ home state of California has a history of more actively pursuing these types of actions and enacting laws and regulations favoring consumers over businesses than many other states. This trend occurred before, during, and after Harris served six years as California’s attorney general.

**In contrast to Harris, Trump’s inflation strategy focuses on incentivizing more domestic oil and natural gas production and energy exports, with the aim of substantially lowering energy and power prices overall, which are key cost inputs of many goods and some services.**

Even if this were to dampen global oil and goods prices, we believe some of Trump’s other policies, namely tariff increases, could partly or fully wipe out the benefits that lower energy and power prices would bring.

### Talking tariffs

Tariff proposals warrant special attention as many of Trump’s policies are more sweeping than those he implemented during his previous term, and the proposals differ greatly from those of Harris:

- Trump supports across-the-board tariffs on all imports of 10 percent or more, and high tariffs on Chinese imports of 50 percent or more. He would levy tariffs on goods of U.S.-based companies that are produced overseas and imported into the country, and would use tariffs against domestic companies that outsource American jobs. He has also threatened to use tariffs against countries that trade outside of the U.S. dollar system.

## HARRIS AND TRUMP ON THE ISSUES

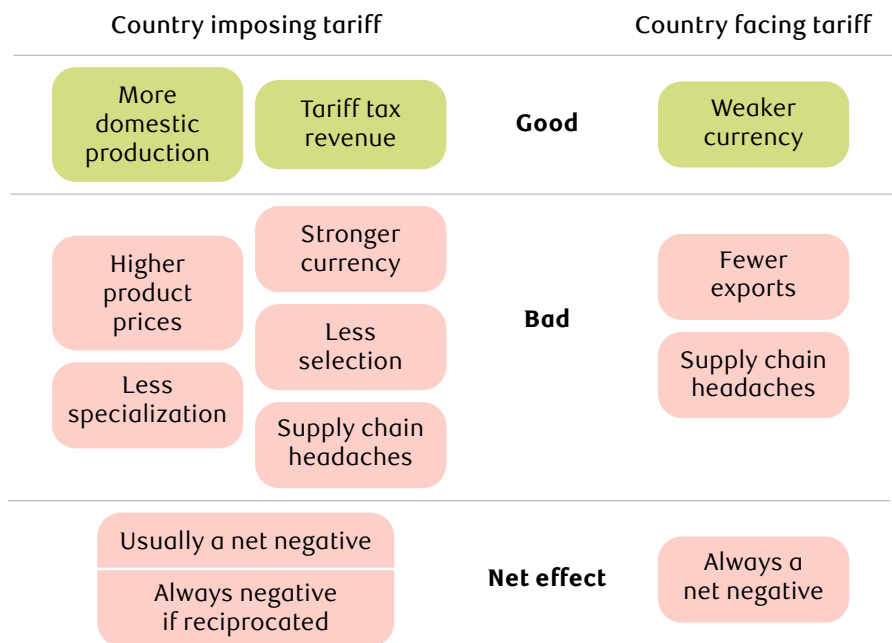
- Harris does not support across-the-board tariff increases and views such tariffs as “in effect a national sales tax.” She also does not support significantly raising tariffs on Chinese imports but would likely keep in place the China tariffs and sanctions that Trump and Biden implemented.

For details about the candidates’ tariff proposals, see the Appendix on [page 15](#).

RBC Global Asset Management Inc. Chief Economist Eric Lascelles wrote, “[Tariffs] undeniably hurt the country that has tariffs levied against it, via a reduction in the country’s capacity to export and due to inevitable supply chain headaches. These are partially offset by the advantage of a weaker currency.”

However, Lascelles cautions, “**Less intuitively, tariffs usually also hurt the country levying them.** While that country might manage to deliver additional domestic production in the targeted sector and the government earns additional revenue from the tariffs, there are subtle costs that eat away at this advantage.”

### Theoretical tariff considerations for GDP



Source - RBC Global Asset Management Inc. Chief Economist Eric Lascelles

Because Trump seems to be using proposals of high tariffs on China and an across-the-board tariff on all goods as negotiating leverage, Lascelles added, “We’d like to think any tariffs would be significantly smaller than what is currently proposed, but the idea of new tariffs is hardly one big bluff.”

A separate report about tariffs and immigration, including their potential impact on inflation, will be published by RBC Wealth Management.



HARRIS AND TRUMP  
ON THE ISSUES

**Regulations and red tape**

Both Harris and Trump are advocating lower regulations on small businesses and are pushing populist narratives on the topic.

The widespread perception among market participants that Trump is likely to have a more business-friendly regulatory regime than Harris rings true to us, except there are nuances.

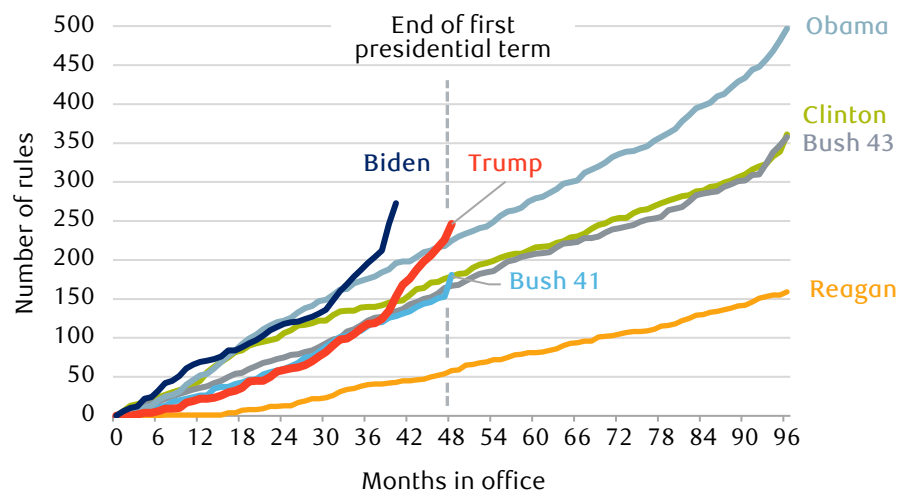
**The Biden-Harris administration added 11 percent more “economically significant regulations” in almost 3.5 years than Trump did in his full four-year term, and there is evidence that Trump canceled more existing regulations during his time in office than Biden has.**

**However, the general perception that Trump will be an across-the-board deregulator doesn’t fully correspond with his record as president.**

During the first three years of Trump’s presidency, the number of new regulations was lower than the first three years of the Biden, Obama, and Clinton administrations, and was even slightly below the George W. Bush administration. But in the fourth year under Trump, the number of regulations surged, perhaps partly due to the pandemic. In total, his administration ended up implementing more economically significant regulations than Obama did in his first term.

**Regulation has increased under every president since Reagan, and accelerated during the last three administrations**

Cumulative number of economically significant final rules by administration



Note: “Economically significant final rules,” as defined by the 1996 Congressional Review Act, are rules that result in an annual effect on the economy of \$100 million or more, or a major increase in costs and prices, or have a significant adverse effect on competition and various economic indicators.

Source - Regulatory Studies Center at The George Washington University; data through 8/5/24

**When it comes to environmental regulatory policy and rules that impact traditional energy producers, the differences between Harris and Trump are stark.**

---

## HARRIS AND TRUMP ON THE ISSUES

We think a Harris administration would implement more proactive and stringent environmental regulations than a second Trump administration. This is what she advocated as California attorney general and as a senator. Harris previously supported the Green New Deal, controversial proposals to shift the U.S. economy to clean, renewable energy by 2030, whereas Trump strongly opposed it and still does.

While there has been little focus by the two campaigns on climate issues this election cycle and we doubt there would be support for the Green New Deal or similar legislation in the next Congress, we believe Harris would look for opportunities to advance the ball on this issue. Trump stated he would roll back existing climate-related regulations and federal targets.

One can argue whether certain regulations—environmental or otherwise—are good or bad for society and the country at large; whether there are times that regulations are much needed; and whether some regulations can actually end up lowering costs for certain businesses and households.

Regardless, a heavy regulatory load on businesses has been the norm for many years, despite multiple presidential candidates' pledges to "cut the red tape" in campaign after campaign. It's been a running complaint for more than two decades by organizations that represent small businesses such as the National Federation of Independent Business and those that represent large and small companies such as the U.S. Chamber of Commerce.

Only a concerted, laser-focused effort on reducing regulations would change this, in our view. **For deregulation to work for both the business sector and society, we think a scalpel would be needed rather than a sledgehammer.**

### Influence on industries

Based on their previous track records and policies stated during the campaign, the two candidates have different approaches when it comes to certain industries and similar approaches for other industries than is commonly understood, as the table on the next page shows.

**It's prudent to consider the industry leanings and proposals of both candidates, although individual investors should be careful not to jump to conclusions on how stocks of particular industries or sectors might fare depending on who wins the presidential election.**

There are often factors—some unexpected—that influence industry and sector returns, and typically a number of other bread-and-butter fundamental issues impact returns much more than election-related issues.

**There are recent examples when industries didn't perform in the ways that many market participants had expected given the views and actions of the president at the time:**

- **Bank stocks underperformed when Trump was president.** Soon after the 2016 election, CNBC published an article with the headline, "With Trump's victory, it's a whole new day for banks." This was the case for much of Trump's time in office. The S&P 500 Banks Industry Group

## HARRIS AND TRUMP ON THE ISSUES

moderately outperformed the S&P 500 through 2019. However, once the pandemic hit and the Fed quickly cut interest rates back to near-zero levels, bank stocks severely underperformed. While the S&P 500 managed to strongly rebound from the pandemic selloff by the end of Trump's term, bank stocks hadn't bounced back yet. In total, from the 2016 election date to the 2020 election date, the S&P 500 Banks Index rose a paltry 6.3 percent whereas the S&P 500 rallied 57 percent.

- **The Energy sector drastically underperformed when Trump was president but has significantly outperformed under Biden.** Despite Trump's favorable regulatory approach for the oil and gas industries and his friendly "drill, baby, drill" policies, the Energy sector fell 56 percent from election day 2016 through election day 2020. At the same time, the S&P 500 rose 57 percent. It's rare to see such a wide divergence in performance between a sector and the market as a whole during a four-year period. Energy was pressured at first by a price war within OPEC+ and then by the pandemic.

### How Harris and Trump compare on industry issues

<b>Banks &amp; financial services</b>	Trump's regulatory policy proposals would likely be more favorable than those of Harris, and he could be more supportive of financial industry mergers and acquisitions (M&A), and increased M&A overall. Among other regulations, Harris seeks to limit customer fees, which she refers to as "hidden fees and late charges," as she did in the Senate. She has prosecuted and criticized "big banks."
<b>Oil, natural gas, coal, power, rare earth minerals</b>	Trump supports reducing regulations, expanding leases, and approving drilling to boost domestic oil and gas production and exports. He is willing to enact a "national emergency" declaration to achieve a "massive increase" in domestic energy supply. He seeks to build out energy and power infrastructure, including building pipelines, refineries, traditional power plants, and nuclear reactors. He advocates expanding the power grid for higher demand required by artificial intelligence (AI). Trump also seeks to increase coal production and exports, and he proposes to lift environmental restrictions on mining of rare earth minerals. While Harris no longer supports a fracking ban, we think she would likely impose more stringent regulations on oil, gas, coal, power producers, and mining than Trump.
<b>Clean energy &amp; cleantech</b>	Harris seeks to keep in place and build on the Inflation Reduction Act's (IRA) industry subsidies and incentives. Trump seeks to "rescind all unspent" IRA funds through legislation. Some of the companies that benefit are in Republican congressional districts; some House Republicans have warned against repealing the IRA. If rescinding the unspent funds doesn't pass Congress, he could try to curtail or slow funding through executive agencies. Trump views nuclear energy as clean energy and supports building more nuclear plants, including for AI power needs.
<b>Pharmaceuticals &amp; health care insurers</b>	Harris seeks to add more pharmaceuticals to the Medicare price cap list, building on Biden's policies. She also wants to extend the price cap list to all Americans, not just retirees in Medicare, and she seeks to permanently cap out-of-pocket drug spending at \$2,000 per year for everyone (this cap is scheduled to start for Medicare beneficiaries in 2025 as part of the IRA). Trump has previously supported granting Medicare the ability to negotiate prescription drug prices and to level-out prices between the U.S. and other countries (referred to as "most favored nations" pricing). Regardless of who is elected, we believe pharma industry lobbyists will push back and will likely seek compromises, and Congress will have a big say in all of this. More pricing restrictions could benefit some health care insurers, and they could also benefit from looser regulations under Trump.
<b>Technology</b>	Both candidates would likely continue to pursue active federal antitrust investigations/cases against select Big Tech firms. But we believe they would each be supportive of the technology industry overall, including AI development. They understand that technology companies are key drivers of innovation and GDP growth, and they each have ties with high-profile tech industry executives. However, both candidates will likely maintain and add more restrictions on tech exports to China, citing national security concerns, which could negatively impact select U.S.-based firms. The powerful tech lobby will weigh in on major policy issues.
<b>Military weapons contractors</b>	Both candidates are supportive of significant weapons spending and exporting U.S. weapons to allies and friendly countries. While there would likely be different priorities for the development of certain weapon systems, we think Congress, the Pentagon, and other national security officials have a bigger say in these matters than is often given credit. Historically, Republicans have advocated for higher spending levels, but over the years weapons spending has become more of a bipartisan issue as both parties are now dominated by foreign policy hawks. And military weapons contractors are another powerful lobbying group.

---

## HARRIS AND TRUMP ON THE ISSUES

While Biden's oil and gas policies have been less industry-friendly than Trump's, the sector has risen 194 percent starting with Biden's election in November 2020 to date. Energy benefited as the pandemic-related supply and demand challenges faded, and then pushed higher amid the onset of the Ukraine crisis in early 2022. The rally has outpaced the S&P 500's 61 percent gain. During Biden's presidency, Energy has been by far the best performing of the 11 S&P 500 sectors. Its gain is almost double that of the second-best performer, Information Technology, which has been quite strong.

- **Cleantech and clean energy stocks have lagged well behind both the traditional Energy sector and the S&P 500 thus far during Biden's presidency.** The First Trust NASDAQ Clean Edge Green Energy Index Fund is one example. It has fallen 35 percent since Biden's election in 2020, despite the fact that his administration helped craft and pushed strongly for the passage of the "Inflation Reduction Act," which included unprecedented cleantech and clean energy incentives and subsidies. The 35 percent decline compares very poorly to the Energy sector's 194 percent rally and the S&P 500's 61 percent gain over the same period.

There are rational reasons why the performance of cleantech, the Energy sector, and banks diverged meaningfully from what many market participants thought would happen based on who was elected president—we will spare readers the lengthy explanations.

**Our key point is that these are illustrations of our longstanding view that there are often a number of factors at play when it comes to industry and sector returns. Just because a president has a friendly (or unfriendly) stance toward a particular industry doesn't automatically mean that stock performance will follow suit.**

### Presidents don't govern the stock market

**For individual investors, we think the best investment strategy vis-à-vis elections is to give deference to the long-term investment strategy that is already in place, and to avoid the temptation of making drastic asset class or sector changes based on various election outcome scenarios.**

In recent years, those who were uneasy about Trump's previous presidency and stayed on the sidelines or reduced U.S. equity exposure because of this would have missed out on meaningful upside. The S&P 500 rose 67 percent during his four-year term, and this includes the sharp selloff that occurred during the most fearful stage of the pandemic.

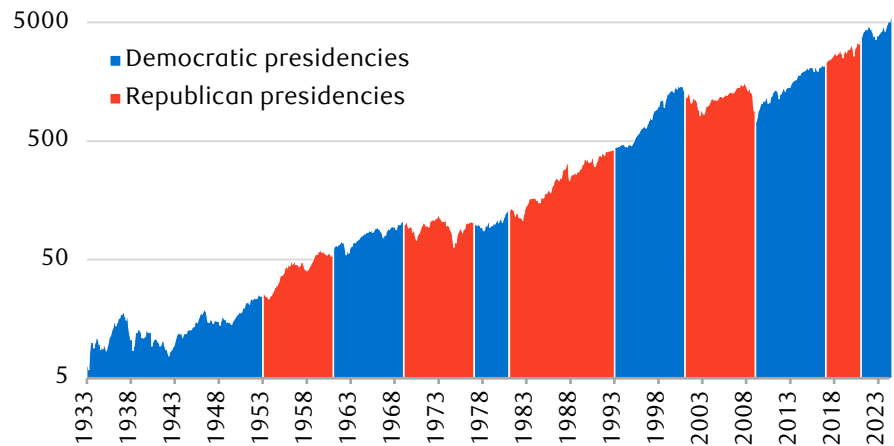
Likewise, those with misgivings about Obama's eight-year term who stood on the sidelines or held low equity allocations would have missed a cumulative 181 percent rally. And those worried about Biden would have missed a 40 percent move thus far during his term in office.

**The bottom line is the market has gone up under both parties' presidential leadership, and its overall performance often had little to do with who occupied the Oval Office.**

## HARRIS AND TRUMP ON THE ISSUES

### Market gains have occurred under both parties

S&P 500 performance since 1933 by presidential party control



Source - RBC Wealth Management, Bloomberg; monthly data through 8/31/24 shown on a logarithmic scale. Categories separated by inauguration dates when a party change occurred

Whether Harris or Trump wins the presidency in 2024, we remain convinced that the formal and informal checks and balances built into the government’s structure will constrain the next president from fulfilling her or his full slate of policy goals. Historically, the [checks and balances](#) have often worked in the stock market’s favor.

Furthermore, [other factors](#) have typically had greater impacts on U.S. stock market performance than federal election outcomes—factors such as the natural ebb and flow of the business cycle, the Fed’s monetary policies, and industry innovation.

*For additional detail on the candidates’ policy positions, see the Appendix on the next two pages.*

## Appendix: Harris and Trump on the issues

### Candidates' tax proposals in light of the expiration of the Tax Cuts and Jobs Act (TCJA) at the end of 2025

	Kamala Harris	Donald Trump
<b>Tax rates for individuals</b>	Extend low rates for most taxpayers. Allow the rate to rise for households with incomes above \$400,000. Rate is not specified, but Biden-Harris fiscal 2024 budget proposal was to increase the top individual income tax rate to 39.6% on income above \$400,000 for single filers and \$450,000 for joint filers.	Extend all of the low rates in the TCJA, regardless of household income. Open to adjusting the rates lower. Would also consider having tariffs ultimately replace some or all income tax revenue.
<b>Standard deduction</b>	Position unclear.	Extend the higher deductions from the TCJA.
<b>Child tax credits</b>	Increase the base credit to \$3,000 from \$2,000 per child, and further increase the credit to \$6,000 for children in their first year of life and \$3,600 for other children under six years old.	Extend the TCJA \$2,000 credit per child. Open to increasing this and to considering a new family tax credit (JD Vance's \$5,000 per child proposal).
<b>Earned income tax credit (EITC)</b>	Expand it by increasing the EITC available to workers who do not have child dependents for tax purposes.	Extend the TCJA rules.
<b>Homebuyer tax credit</b>	\$25,000 tax credit for qualified first-time homebuyers, an increase of Biden's \$10,000 proposal that Congress did not pass.	No proposal.
<b>Small business tax credit</b>	Increase the tax deduction for starting a small business to \$50,000 from \$5,000.	No proposal.
<b>Tax on gratuities</b>	Proposes "no tax on tips" for certain service sector workers.	Proposes "no tax on tips" for certain service sector workers.
<b>Social Security retirement income</b>	No proposal.	Eliminate the partial income taxation on Social Security retirement payments.
<b>Medicare tax</b>	Position unclear. Previously supported extending the Medicare tax to reach 5% on income above \$400,000 (Biden-Harris 2024 budget).	Extend the TCJA rules.
<b>Capital gains &amp; dividend income</b>	Supports raising the capital gains tax rate to 28% from the TCJA's 20% on people earning \$1 million or more.	Extend the TCJA rules. The current long-term capital gains rates are 0%, 15%, or 20%, depending on income level.
<b>Tax on unrealized gains</b>	Supports a so-called "billionaire minimum tax." Specific proposal is unclear but in the Biden-Harris 2025 fiscal budget proposal, taxpayers with net wealth above \$100 million would be required to pay a minimum effective tax rate of 25% on an expanded measure of income that includes unrealized capital gains. Taxpayers would calculate their effective tax rate for the minimum tax and, if it fell below 25%, would owe additional taxes to bring their effective rate to 25%. This requires legislation and is unlikely to pass in Congress.	Strongly opposes taxes on unrealized gains.
<b>Alternative minimum tax (AMT)</b>	Position unclear. Previously supported lower AMT exemptions (higher AMT taxes).	Extend the TCJA rules.
<b>Estate tax</b>	Position unclear. Previously supported lower estate tax exemptions (higher estate taxes).	Extend the TCJA rules. As of 2024, individuals can exempt up to \$13.61 million from federal estate and gift taxes, and married couples can shield \$27.22 million.
<b>Gift tax</b>	Position unclear. Previously supported lower gift tax exemptions (higher gift taxes).	Extend the TCJA rules.
<b>Corporate tax rate</b>	Increase the corporate tax rate to 28% from 21%. Would increase the stock buyback tax from 1% to 4%. Positions unclear about deductions, loopholes, offshore revenues, dividends, and the corporate alternative minimum tax (passed in the Inflation Reduction Act but the Internal Revenue Service delayed implementation).	Previously advocated lowering the corporate rate from 21% to at least 20%. Recently called for reducing the rate to 15% "solely for companies that make their product in America" and would introduce tax credits and accounting incentives for such companies. Trump said, "If you outsource, offshore, or replace American workers, you're not eligible for any of these benefits."

Note: Items impacted by TCJA sunset provisions are not limited to this information. This information does not constitute tax advice.

Source - RBC Wealth Management, candidates' statements, campaign statements, Committee for a Responsible Federal Budget, Urban-Brookings Tax Policy Center, Tax Foundation, Bloomberg News, Forbes, CNBC, Axios.

## Appendix (continued)

### Candidates' tariff proposals

	Kamala Harris	Donald Trump
<b>Across-the-board and reciprocal tariffs</b>	Does not support across-the-board tariff increases. Views such tariffs as “in effect a national sales tax.”	Seeks to phase in over time an across-the-board tariff of 10% on imported goods from all countries, including allies and non-allies, although in some statements Trump has advocated 10%-20% tariffs. For the USMCA, there is likely an initial exception (see item below). The 10% tariff compares to a roughly 2.3% average tariff currently, which is mainly due to tariffs on Chinese goods. Also promises reciprocal tariffs on imports from countries that impose high tariffs on similar U.S. goods.
<b>Tariffs on U.S.-based companies that manufacture overseas</b>	Has not commented on Trump's proposal for this, and has not previously supported anything like it.	Proposes to levy tariffs on goods of U.S.-based companies that are produced overseas and are imported into the country, and would use tariffs against domestic companies that outsource jobs. Companies that shift production overseas would face a “substantial” tariff. Such companies that produce overseas would be ineligible for the 15% corporate tax rate and other manufacturing tax credits and accounting incentives.
<b>USMCA (formerly NAFTA)</b>	Has not commented about whether she seeks changes to the United States-Mexico-Canada agreement (USMCA) when it comes up for review in July 2026. Given her previous track record, not likely to seek major changes.	Trump's economic advisor Scott Bessent indicates the 10% across-the-board tariff would probably not apply before the USMCA review in July 2026. However, during the review, Trump could seek changes which could include additional tariffs on Mexican and Canadian imports. The review could also tighten rules of origin and minimum content requirements for USMCA goods, which would target Chinese imports to Mexico that make their way to the U.S.
<b>Tariffs on China</b>	Has not previously supported significantly raising tariffs on Chinese imports. Regarding existing tariffs and sanctions on China that were implemented during the Trump and Biden administrations, has not signalled any potential changes to these. Would likely build on Biden's “de-risking” and “small yard, high fence” China policies.	Implement a significant tariff on all imports from China. Told Bloomberg the tariff would be 50% but many news outlets report 60%, and he told Fox News “maybe it's going to be more than that.” This compares to an average 19% tariff on Chinese goods currently. The new tariff level could differ by product category. Overall likely to implement more aggressive policies against China on multiple fronts.
<b>Dedollarization tariffs</b>	Has not commented on Trump's support of tariffs on countries that trade outside the dollar zone, but she has supported the Trump and Biden economic sanctions that are still in effect which have caused dedollarization trends to accelerate.	States that he is less inclined to use economic sanctions against rival countries and prefers to use them only on a short-term basis due to the dedollarization trends that they have caused. However, he has threatened to use tariffs against countries that trade outside of the U.S. dollar system and don't “honor the dollar as the world currency.” Functionally, in our view, this would be akin to sanctions.

Source - RBC Wealth Management, candidates' statements, campaign statements, Committee for a Responsible Budget, American Action Forum, Trump economic advisor Scott Bessent, Foreign Affairs, Bloomberg News, The Washington Post, CBS News, Fox News, Vox

## Research resources

This document is produced by the Global Portfolio Advisory Committee within RBC Wealth Management's Portfolio Advisory Group. The RBC Wealth Management Portfolio Advisory Group provides support related to asset allocation and portfolio construction for the firm's investment advisors / financial advisors who are engaged in assembling portfolios incorporating individual marketable securities.

The Global Portfolio Advisory Committee leverages the broad market outlook as developed by the RBC Investment

Strategy Committee (RISC), providing additional tactical and thematic support utilizing research from the RISC, RBC Capital Markets, and third-party resources.

The RISC consists of senior investment professionals drawn from individual, client-focused business units within RBC, including the Portfolio Advisory Group. The RISC builds a broad global investment outlook and develops specific guidelines that can be used to manage portfolios. The RISC is chaired by Daniel Chornous, CFA, Chief Investment Officer of RBC Global Asset Management Inc.

---

### Global Portfolio Advisory Committee members

**Jim Allworth** – Co-chair  
Investment Strategist, RBC Dominion Securities Inc.

**Kelly Bogdanova** – Co-chair  
Portfolio Analyst, RBC Wealth Management Portfolio Advisory Group U.S., RBC Capital Markets, LLC

**Frédérique Carrier** – Co-chair  
Managing Director & Head of Investment Strategy,  
RBC Europe Limited

**Mark Bayko, CFA** – Head, Portfolio Management,  
RBC Dominion Securities Inc.

**Luis Castillo** – Fixed Income Portfolio Advisor, RBC Wealth Management Portfolio Advisory Group, RBC Dominion Securities Inc.

**Rufaro Chiriseri, CFA** – Head of Fixed Income, British Isles,  
RBC Europe Limited

**Janet Engels** – Head, RBC Wealth Management Portfolio Advisory Group U.S., RBC Capital Markets, LLC

**Thomas Garretson, CFA** – Fixed Income Senior Portfolio Strategist, RBC Wealth Management Portfolio Advisory Group, RBC Capital Markets, LLC

**Patrick McAllister, CFA** – Manager, Equity Advisory & Portfolio Management, RBC Wealth Management Portfolio Advisory Group, RBC Dominion Securities Inc.

**Josh Nye** – Fixed Income Portfolio Advisor, RBC Wealth Management Portfolio Advisory Group, RBC Dominion Securities Inc.

**Alan Robinson** – Senior Portfolio Advisor, RBC Wealth Management Portfolio Advisory Group – U.S. Equities, RBC Capital Markets, LLC

**Michael Schuette, CFA** – Multi-Asset Portfolio Strategist, RBC Wealth Management Portfolio Advisory Group U.S., RBC Capital Markets, LLC

**David Storm, CFA, CAIA** – Chief Investment Officer, British Isles & Asia, RBC Europe Limited

**Yuh Harn Tan** – Head of Discretionary Portfolio Management & UHNW Solutions, Royal Bank of Canada, Singapore Branch

**Joseph Wu, CFA** – Portfolio Manager, Multi-Asset Strategy, RBC Dominion Securities Inc.



# Required disclosures

## Analyst Certification

All of the views expressed in this report accurately reflect the personal views of the responsible analyst(s) about any and all of the subject securities or issuers. No part of the compensation of the responsible analyst(s) named herein is, or will be, directly or indirectly, related to the specific recommendations or views expressed by the responsible analyst(s) in this report.

## Important Disclosures

In the U.S., RBC Wealth Management operates as a division of RBC Capital Markets, LLC. In Canada, RBC Wealth Management includes, without limitation, RBC Dominion Securities Inc., which is a foreign affiliate of RBC Capital Markets. This report has been prepared by RBC Capital Markets which is an indirect wholly-owned subsidiary of the Royal Bank of Canada and, as such, is a related issuer of Royal Bank of Canada.

## Non-U.S. Analyst Disclosure

One or more research analysts involved in the preparation of this report (i) may not be registered/qualified as research analysts with the NYSE and/or FINRA and (ii) may not be associated persons of the RBC Wealth Management and therefore may not be subject to FINRA Rule 2241 restrictions on communications with a subject company, public appearances and trading securities held by a research analyst account.

In the event that this is a compendium report (covers six or more companies), RBC Wealth Management may choose to provide important disclosure information by reference. To access current disclosures, clients should refer to <https://www.rbccm.com/GLDisclosure/PublicWeb/DisclosureLookup.aspx?EntityID=2> to view disclosures regarding RBC Wealth Management and its affiliated firms. Such information is also available upon request to RBC Wealth Management Publishing, 250 Nicollet Mall, Suite 1800, Minneapolis, MN 55401-1931.

## RBC Capital Markets Distribution of Ratings

For the purpose of ratings distributions, regulatory rules require member firms to assign ratings to one of three rating categories – Buy, Hold/Neutral, or Sell – regardless of a firm's own rating categories. Although RBC Capital Markets' ratings of Outperform (O), Sector Perform (SP), and Underperform (U) most closely correspond to Buy, Hold/Neutral and Sell, respectively, the meanings are not the same because RBC Capital Markets' ratings are determined on a relative basis.

## Distribution of ratings – RBC Capital Markets Equity Research As of June 30, 2024

Rating	Count	Percent	Investment Banking Services Provided During Past 12 Months	
			Count	Percent
Buy [Outperform]	857	57.44	271	31.62
Hold [Sector Perform]	588	39.41	146	24.83
Sell [Underperform]	47	3.15	5	10.64

## Explanation of RBC Capital Markets Equity Rating System

An analyst's "sector" is the universe of companies for which the analyst provides research coverage. Accordingly, the rating assigned to a particular stock represents solely the analyst's view of how that stock will perform over the next 12 months relative to the analyst's sector average.

**Outperform (O):** Expected to materially outperform sector average over 12 months. **Sector Perform (SP):** Returns expected to be in line with sector average over 12 months.

**Underperform (U):** Returns expected to be materially below sector average over 12 months. **Restricted (R):** RBC policy precludes certain types of communications, including an investment recommendation, when RBC is acting as an advisor in certain merger or other strategic transactions and in certain other circumstances. **Not Rated (NR):** The rating, price targets and estimates have been removed due to applicable legal, regulatory or policy constraints which may include when RBC Capital Markets is acting in an advisory capacity involving the company.

**Risk Rating:** The Speculative risk rating reflects a security's lower level of financial or operating predictability, illiquid share trading volumes, high balance sheet leverage, or limited operating history that result in a higher expectation of financial and/or stock price volatility.

## Valuation and Risks to Rating and Price Target

When RBC Capital Markets assigns a value to a company in a research report, FINRA Rules and NYSE Rules (as incorporated into the FINRA Rulebook) require that the basis for the valuation and the impediments to obtaining that valuation be described. Where applicable, this information is included in the text of our research in the sections entitled "Valuation" and "Risks to Rating and Price Target", respectively.

The analyst(s) responsible for preparing this research report have received (or will receive) compensation that is based upon various factors, including total revenues of RBC Capital Markets, and its affiliates, a portion of which are or have been generated by investment banking activities of RBC Capital Markets and its affiliates.

## Other Disclosures

Prepared with the assistance of our national research sources. RBC Wealth Management prepared this report and takes sole responsibility for its content and distribution. The content may have been based, at least in part, on material provided by our third-party correspondent research services. Our third-party correspondent has given RBC Wealth Management general permission to use its research reports as source materials, but has not reviewed or approved this report, nor has it been informed of its publication. Our third-party correspondent may from time to time have long or short positions in, effect transactions in, and make markets in securities referred to herein. Our third-party correspondent may from time to time perform investment banking or other services for, or solicit investment banking or other business from, any company mentioned in this report.

RBC Wealth Management endeavors to make all reasonable efforts to provide research simultaneously to all eligible clients, having regard to local time zones in overseas jurisdictions. In certain investment advisory accounts, RBC Wealth Management or a designated third party will act as overlay manager for our clients and will initiate transactions in the securities referenced herein for those accounts upon receipt of this report. These transactions may occur before or after your receipt of this report and may have a short-term impact on the market price of the securities in which transactions occur. RBC Wealth Management research is posted to our proprietary Web sites to ensure eligible clients receive coverage initiations and changes in rating, targets, and opinions in a timely manner. Additional distribution may be done by sales personnel via e-mail, fax, or regular mail. Clients may also receive our research via third-party vendors. Please contact your RBC Wealth Management Financial Advisor for more information regarding RBC Wealth Management research.

**Conflicts Disclosure:** RBC Wealth Management is registered with the Securities and Exchange Commission as a broker/dealer and an investment adviser, offering both brokerage and investment advisory services. RBC Wealth Management's Policy for Managing Conflicts of Interest in Relation to Investment Research is available from us on our website at <https://www.rbccm.com/GLDisclosure/PublicWeb/DisclosureLookup.aspx?EntityID=2>. Conflicts of interests related to our investment advisory business can be found in Part 2A Appendix 1 of the Firm's Form ADV or the RBC Advisory Programs Disclosure Document. Copies of any of these documents are available upon request through your Financial Advisor. We reserve the right to amend or supplement this policy, Part 2A Appendix 1 of the Form ADV, or the RBC Advisory Programs Disclosure Document at any time.

The authors are employed by one of the following entities: RBC Wealth Management USA, a division of RBC Capital Markets, LLC, a securities broker-dealer with principal offices located in Minnesota and New York, USA; RBC

Dominion Securities Inc., a securities broker-dealer with principal offices located in Toronto, Canada; Royal Bank of Canada, Hong Kong Branch, which is regulated by the Hong Kong Monetary Authority and the Securities and Futures Commission ("SFC"); Royal Bank of Canada, Singapore Branch, a licensed wholesale bank with its principal office located in Singapore; and RBC Europe Limited, a licensed bank with principal offices located in London, United Kingdom.

## Third-party Disclaimers

The Global Industry Classification Standard ("GICS") was developed by and is the exclusive property and a service mark of MSCI Inc. ("MSCI") and Standard & Poor's Financial Services LLC ("S&P") and is licensed for use by RBC. Neither MSCI, S&P, nor any other party involved in making or compiling the GICS or any GICS classifications makes any express or implied warranties or representations with respect to such standard or classification (or the results to be obtained by the use thereof), and all such parties hereby expressly disclaim all warranties of originality, accuracy, completeness, merchantability and fitness for a particular purpose with respect to any of such standard or classification. Without limiting any of the foregoing, in no event shall MSCI, S&P, any of their affiliates or any third party involved in making or compiling the GICS or any GICS classifications have any liability for any direct, indirect, special, punitive, consequential or any other damages (including lost profits) even if notified of the possibility of such damages.

## Disclaimer

The information contained in this report has been compiled by RBC Wealth Management, a division of RBC Capital Markets, LLC, from sources believed to be reliable, but no representation or warranty, express or implied, is made by Royal Bank of Canada, RBC Wealth Management, its affiliates or any other person as to its accuracy, completeness or correctness. All opinions and estimates contained in this report constitute RBC Wealth Management's judgment as of the date of this report, are subject to change without notice and are provided in good faith but without legal responsibility. Past performance is not a guide to future performance, future returns are not guaranteed, and a loss of original capital may occur. Every province in Canada, state in the U.S., and most countries throughout the world have their own laws regulating the types of securities and other investment products which may be offered to their residents, as well as the process for doing so. As a result, the securities discussed in this report may not be eligible for sale in some jurisdictions. This report is not, and under no circumstances should be construed as, a solicitation to act as securities broker or dealer in any jurisdiction by any person or company that is not legally permitted to carry on the business of a securities broker or dealer in that jurisdiction. Nothing in this report constitutes legal, accounting or tax advice or individually tailored investment advice. This material is prepared for general circulation to clients, including clients who are affiliates of Royal Bank of Canada, and does not have regard to the particular circumstances or needs of any specific person who may read it. The investments or services contained in this report may not be suitable for you and it is recommended that you consult an independent investment advisor if you are in doubt about the suitability of such investments or services. To the full extent permitted by law neither Royal Bank of Canada nor any of its affiliates, nor any other person, accepts any liability whatsoever for any direct, indirect or consequential loss arising from, or in connection with, any use of this report or the information contained herein. No matter contained in this document may be reproduced or copied by any means without the prior written consent of Royal Bank of Canada in each instance. In the U.S., RBC Wealth Management operates as a division of RBC Capital Markets, LLC. In Canada, RBC Wealth Management includes, without limitation, RBC Dominion Securities Inc., which is a foreign affiliate of RBC Capital Markets,

LLC. This report has been prepared by RBC Capital Markets, LLC. Additional information is available upon request.

**To U.S. Residents:** This publication has been approved by RBC Capital Markets, LLC, Member NYSE/FINRA/SIPC, which is a U.S. registered broker-dealer and which accepts responsibility for this report and its dissemination in the United States. RBC Capital Markets, LLC, is an indirect wholly-owned subsidiary of the Royal Bank of Canada and, as such, is a related issuer of Royal Bank of Canada. Any U.S. recipient of this report that is not a registered broker-dealer or a bank acting in a broker or dealer capacity and that wishes further information regarding, or to effect any transaction in, any of the securities discussed in this report, should contact and place orders with RBC Capital Markets, LLC. International investing involves risks not typically associated with U.S. investing, including currency fluctuation, foreign taxation, political instability and different accounting standards.

**To Canadian Residents:** This publication has been approved by RBC Dominion Securities Inc. RBC Dominion Securities Inc.\* and Royal Bank of Canada are separate corporate entities which are affiliated. \* Member Canadian Investor Protection Fund. ® Registered trademark of Royal Bank of Canada. Used under license. RBC Wealth Management is a registered trademark of Royal Bank of Canada. Used under license.

**RBC Wealth Management (British Isles):** This publication is distributed by RBC Europe Limited and Royal Bank of Canada (Channel Islands) Limited. RBC Europe Limited is authorised by the Prudential Regulation Authority and regulated by the Financial Conduct Authority and the Prudential Regulation Authority (FCA registration number: 124543). Registered office: 100 Bishopsgate, London, EC2N 4AA, UK. Royal Bank of Canada (Channel Islands) Limited is regulated by the Jersey Financial Services Commission in the conduct of investment business in Jersey. Registered office: Gaspé House, 66-72 Esplanade, St Helier, Jersey JE2 3QT, Channel Islands.

**To persons receiving this from Royal Bank of Canada, Hong Kong Branch:** This document is distributed in Hong Kong by Royal Bank of Canada, Hong Kong Branch which is regulated by the Hong Kong Monetary Authority and the SFC. This document is not for distribution in Hong Kong, to investors who are not “professional investors”, as defined in the Securities and Futures Ordinance (Cap. 571 of Hong Kong) and any rules made under that Ordinance. This document has been prepared for general circulation and does not take into account the objectives, financial situation, or needs of any recipient. Past performance is not indicative of future performance. **WARNING:** The contents of this document have not been reviewed by any regulatory authority in Hong Kong. Investors are advised to exercise caution in relation to the investment. If you are in doubt about any of the contents of this document, you should obtain independent professional advice.

**To persons receiving this from Royal Bank of Canada, Singapore Branch:**

This publication is distributed in Singapore by the Royal Bank of Canada, Singapore Branch, a registered entity licensed by the Monetary Authority of Singapore. This publication is not for distribution in Singapore, to investors who are not “accredited investors” and “institutional investors”, as defined in the Securities and Futures Act 2001 of Singapore. This publication has been prepared for general circulation and does not take into account the objectives, financial situation, or needs of any recipient. You are advised to seek independent advice from a financial adviser before purchasing any product. If you do not obtain independent advice, you should consider whether the product is suitable for you. Past performance is not indicative of future performance. If you have any questions related to this publication, please contact the Royal Bank of Canada, Singapore Branch.

© 2024 RBC Capital Markets, LLC – Member NYSE/FINRA/SIPC  
© 2024 RBC Dominion Securities Inc. – Member Canadian Investor Protection Fund  
© 2024 RBC Europe Limited  
© 2024 Royal Bank of Canada  
All rights reserved  
RBC1524



Wealth  
Management