

A Publication for the friends and clients of Shawn Hass & Dustin Leniuk

Hass Wealth



**Wealth Management
Dominion Securities**

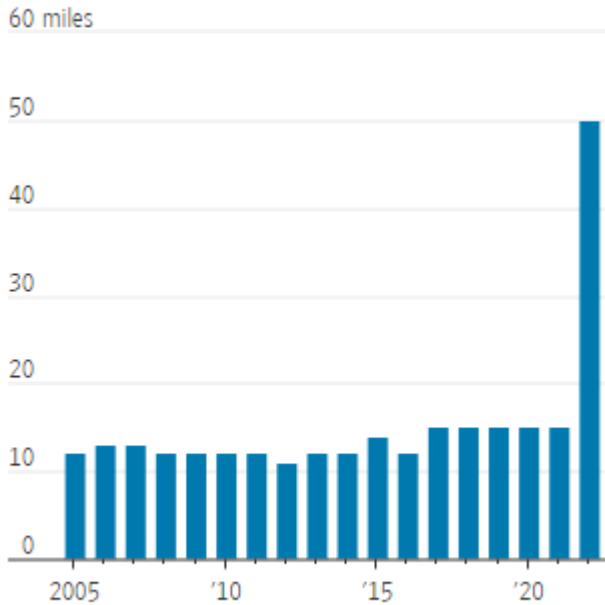
The Chart Mixer



Market, economic and fun data shared through charts and graphs.



Median distance between recently purchased home and previous residence



Note: Data are for years ended in June.
Source: National Association of Realtors

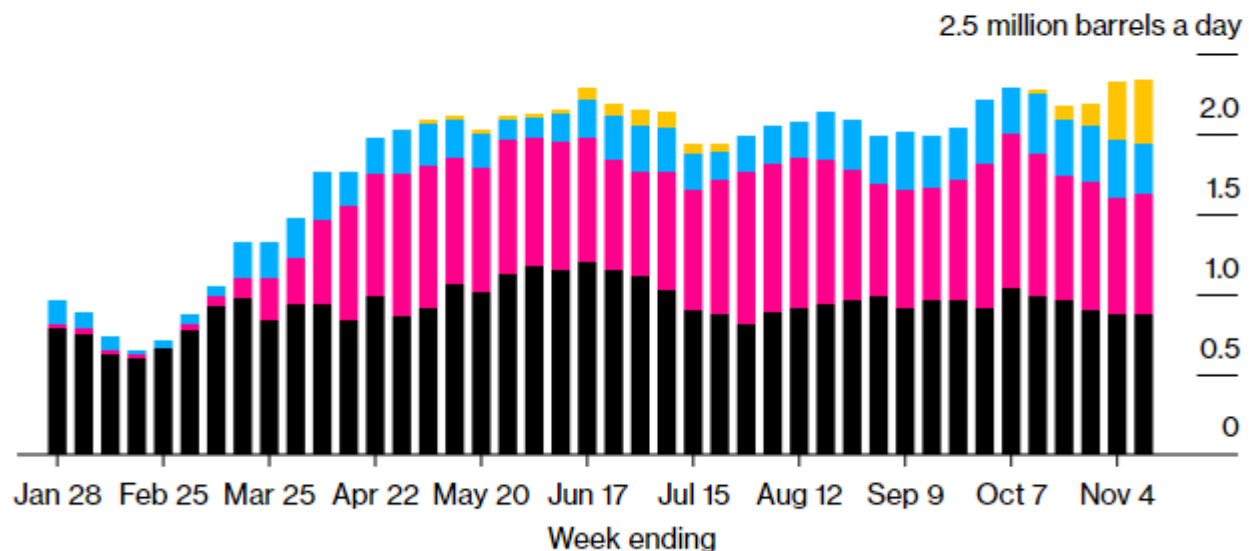
Home buyers move farther away (see chart below from the [Wall Street Journal](#)): “The rise of remote work and the ballooning cost of housing in major metro areas are leading Americans to move much farther away when buying a home. **Buyers who purchased homes in the year ended in June moved a median of 50 miles from their previous residences, according to a National Association of Realtors survey released Thursday.** That distance is the highest on record in annual data going back to 2005 and follows five straight years in which the median distance moved was constant at 15 miles, NAR said.”

China and India ramps up purchases of Russian oil (see chart below from [Bloomberg](#)): “China’s largest oil companies are seeking help from Beijing to keep Russian imports flowing after new sanctions on Moscow that are set to kick in next month. **Russia shipped 2.9 million barrels of crude daily in the seven days to Nov. 11.** The volume of Russian crude heading to Asia hit 2.01 million barrels a day on a four-week rolling average basis, with China and India purchasing the bulk of supplies.”

Russia's Lifelines

Four-week average crude shipments from Russia by destination


■ China ■ India ■ Turkey ■ Unknown



Source: Vessel tracking data monitored by Bloomberg

The Biggest Golfing Nations

Countries with the most golf courses in the world



The biggest golf nations (see chart to left from [Statista](#)): “The U.S. is home to an estimated 43% of the world’s golf courses. With 16,752 sites, it has more than five times the number of the next country on the list, Japan, which is home to some 3,169 courses. Of European countries, England has by far the most at 2,270, followed by Germany with 1,050 and France with 804.”



statista

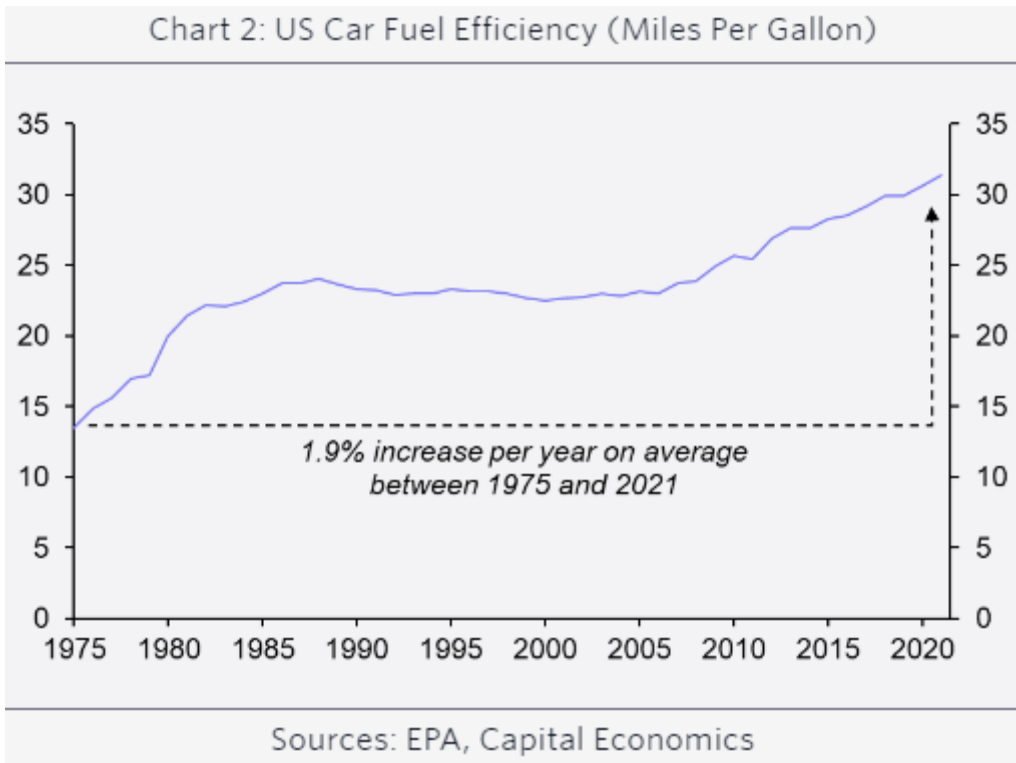
Chart 2: Canadian Manufacturing Continues to Lose Ground



Source: Statistics Canada, TD Economics.

A natural question to ask is whether Canada's manufacturing sector is also benefiting from reshoring: “While the U.S. has experienced a resurgence of reshoring in manufacturing activity through the pandemic, Canada has not benefited to the same degree. The rationale for examining domestic output to imports is simple. When domestic production and investment increases faster than the rate of imports (i.e., the ratio is rising), it suggests growth within the sector and hence some degree of ‘reshoring’. Unfortunately, the aggregate metric offers little evidence of Canada's manufacturing sector gaining any ground in recent years. In fact, it's been just the opposite. Through the pandemic, the ratio has fallen by 6.5 points and is at the lowest level in history.”

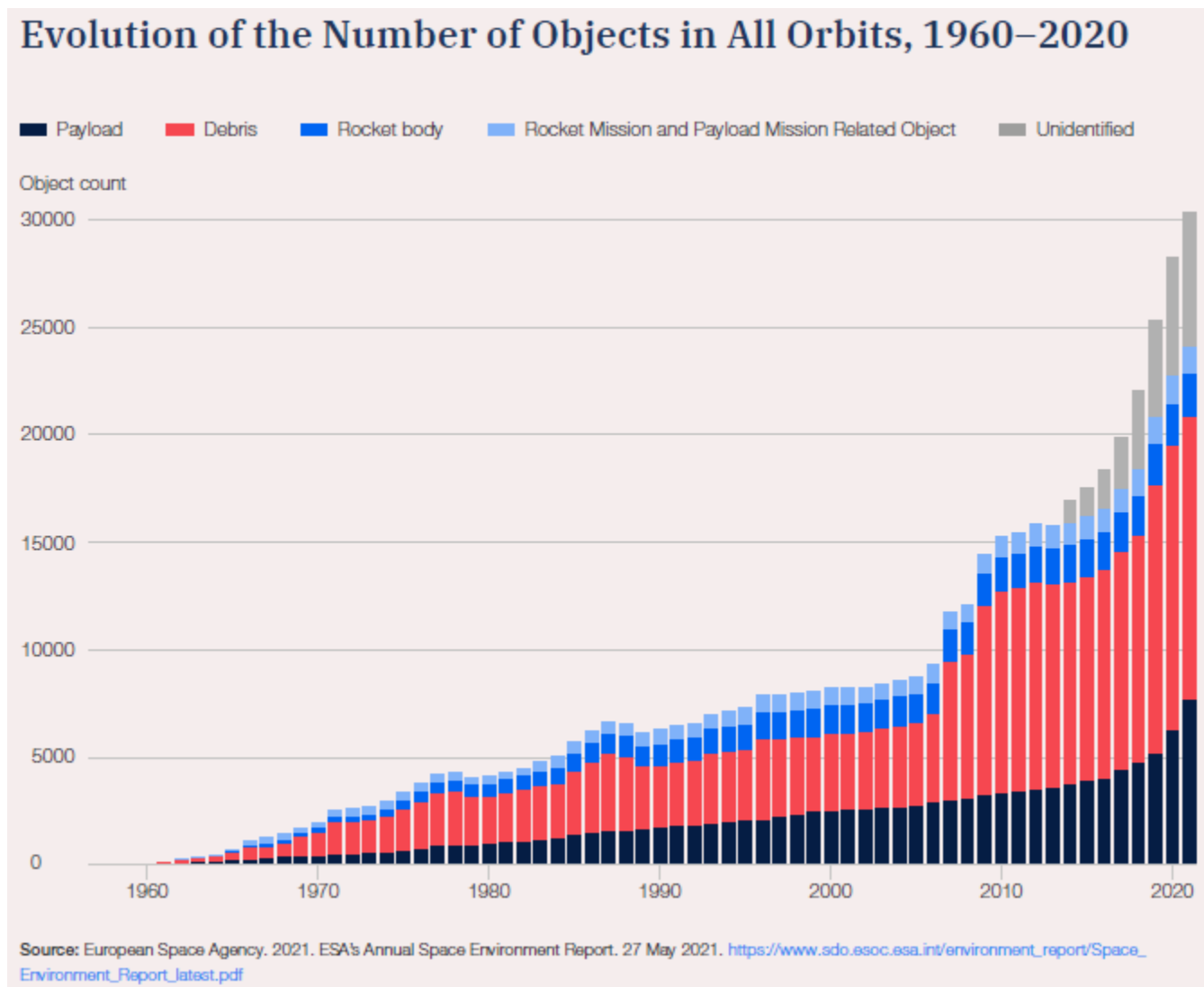
Car fuel efficiency (see chart below): Away from the intense focus on the take-up of battery-powered cars, **the fuel efficiency of cars with internal combustion engines has improved by 35% since 2005.**”



Lighting efficiency (see chart below): “And there has been a quiet revolution in the way we light our buildings. **The efficacy of LED lighting has improved by more than 60% in less than 15 years, while their adoption has surged.**”



Earth orbit objects (see chart below from **World Economic Forum**): “Approximately 11,000 satellites have been launched since Sputnik 1 in 1957, but 70,000 more could enter orbit in the coming decades if proposed plans play out. Once in orbit, and unless actively decommissioned, many of these satellites could remain in space for hundreds of years. While the risk is still relatively low, an increase in the number of satellites also increases the opportunity for collisions, or, at the least, a need to engage in emergency manoeuvres to avoid contact. Collisions could hinder future space development or aggravate international tensions. This is because when objects in space collide, they may break up and produce debris that—even at sizes of 1 to 5 centimetres in diameter—could cause severe damage. For example, the International Space Station (ISS) was damaged in May 2021 when a piece of debris penetrated its robotic arm. Such strikes have been documented for decades, but they may become more frequent. **Estimates put the current number of smaller pieces of debris (larger than 1 centimetre in size) at nearly a million,18 while larger objects over 10 centimetres number in the thousands.**”



**Wealth Management
Dominion Securities**

Visit us online at:
www.hasswealth.com

This information is not intended as nor does it constitute tax or legal advice. Readers should consult their own lawyer, accountant or other professional advisor when planning to implement a strategy. This information is not investment advice and should be used only in conjunction with a discussion with your RBC Dominion Securities Inc. Investment Advisor. This will ensure that your own circumstances have been considered properly and that action is taken on the latest available information. The information contained herein has been obtained from sources believed to be reliable at the time obtained but neither RBC Dominion Securities Inc. nor its employees, agents, or information suppliers can guarantee its accuracy or completeness. This report is not and under no circumstances is to be construed as an offer to sell or the solicitation of an offer to buy any securities. This report is furnished on the basis and understanding that neither RBC Dominion Securities Inc. nor its employees, agents or information suppliers is to be under any responsibility or liability whatsoever in respect thereof. The inventories of RBC Dominion Securities Inc. may from time to time include securities mentioned herein. RBC Dominion Securities Inc.* and Royal Bank of Canada are separate corporate entities which are affiliated. *Member-Canadian Investor Protection Fund. RBC Dominion Securities Inc. is a member company of RBC Wealth Management, a business segment of Royal Bank of Canada. ® / TM Trademark(s) of Royal Bank of Canada. Used under license. © 2022 RBC Dominion Securities Inc. All rights reserved.