

Investment News & Views



SHARON McMINN
Vice President
& Investment Advisor
780-493-7776
sharon.mcminn@rbc.com
www.sharonmcminn.com



ANDREW KING, CFP, CIM
Investment Advisor
& Financial Planner
780-493-9204
andrew.c.king@rbc.com

MONIKA LASKOWSKI
Associate
780-493-7729
monika.laskowski@rbc.com

RBC Dominion Securities
101 Street Tower
Edmonton, AB T5J 3G1
Toll free: 1-866-261-4565
Fax: 780-426-7838



Ten Principles of Successful Investing in Volatile Markets

Stock market volatility is a normal part of investing. But what you do – and don't do – during times of higher volatility can make the difference between success and failure as an investor. The following 10 principles can help you manage volatility and achieve your long-term investment goals.

1. Stay Calm and Invest On

When the markets are particularly volatile, there's a natural tendency for investors to move into safer investments, hoping to avoid further losses, and wait until the markets recover. But unfortunately it's nearly impossible to predict when the markets will recover. As a result, investors may miss out on the eventual recovery, which can negatively affect their long-term investment goals. As the chart to the right shows, the investor who stays invested tends to do better than the investor who bails out and misses even some of the recovery.

2. Avoid Market Timing

On a related note, some investors try to improve their returns by attempting to "time" the market – selling right before the markets go down, then buying right before they go up again. In theory, this sounds great. But in practice, it rarely works, simply because it's so difficult to predict when the markets will go up or down. Unfortunately, that doesn't stop investors from trying, which is why the "average investor" tends to underperform virtually every asset class.



RBC Wealth Management
Dominion Securities

3. Maintain Your Sense of Perspective

Unquestionably, stock market downturns can be painful, especially when you're in the middle of one. It's not always easy, but it's important to remember that downturns have happened before – and will happen again – and that historically, as the table to the right shows, the markets have always recovered and reached new highs

Market Recoveries Following Major Downturns (S&P/TSX)

Year (event)	Return	Return in the following year	Average return over next 5 years
1974 (oil embargo)	-25.0%	+18.5%	+22.3%
1981 (double-digit inflation)	-10.2%	+5.5%	+13.7%
1990 (Gulf war)	-14.8%	+12.9%	+10.8%
2002 ("Tech Wreck")	-12.4%	+26.7%	+18.3%
2008 ("Subprime crisis")	-35.03%	+30.7%	+8.7%


Source: Based on the returns of the S&P/TSX Composite Total

4. Reassess Your Comfort Level with Risk

It's one thing to say you are comfortable with a higher level of risk when the markets are only going up, and another thing when the markets are volatile. If you are finding it difficult to sleep at night because of market volatility, then it might be time to consider how much risk you are truly comfortable taking with your investments.

Why It's Best to Stay Invested

Missing just the 10 best days in the market over the past 10 years would have reduced returns significantly.



Source: RBC Dominion Securities.

Based on annualized returns of the S&P/TSX Composite Index for 10 years ending July 2015.

5. Stay Diversified

Diversifying your investments is a proven way to reduce market volatility. It involves including a certain mix of stocks, bonds and cash in your investment portfolio, as well as investments representing different industry sectors or geographic areas. At any given time, one type of investment may do better than another. So by diversifying between them, you can offset weaker performers with stronger performers, reducing volatility. What's more, as the table to the right shows, it can be difficult to determine exactly when one type of investment will do better than another, which is why it makes sense to stay diversified.

Different Investments Perform Differently Year to Year

2010	2011	2012	2013	2014
US Small Cap 26.9%	EM Equities 18.2%	EM Equities 18.6%	US Small Cap 38.8%	US Large Cap 13.2%
EM Equities 19.2%	Int'l Equities 11.7%	Int'l Equities 17.9%	US Large Cap 33.1%	Fixed Income 6.0%
US Large Cap 16.1%	Fixed Income 7.8%	US Large Cap 16.4%	Int'l Equities 23.3%	US Small Cap 4.9%
Int'l Equities 8.2%	US Small Cap 4.2%	US Small Cap 16.3%	EM Equities 2.3%	Int'l Equities 4.5%
Fixed Income 6.5%	US Large Cap 1.5%	Fixed Income 4.2%	Fixed Income 2.0%	EM Equities 1.8%
Cash 0.1%	Cash 0.1%	Cash 0.1%	Cash 0.0%	Cash 0.0%

6. Look for Opportunities

"Summer sale! Prices slashed!" When it's a retail store saying those words, it's usually a good thing. Yet when it's the stock markets, people often have the opposite reaction. When prices drop, they sell instead of buy. But when the stock markets go down, it can be fairly indiscriminate: both good and bad stocks can be caught up in the sell-off. What that means is, during a market downturn, there can be some high-quality stocks, likely to be among the first to bounce back, available at temporarily reduced prices.

7. Regularly Rebalance

How you diversify your portfolio between different investments plays an important role in how much volatility you can expect. In general, if you include more stocks in your portfolio, you will experience greater volatility, but also greater long-term growth potential. Conversely, if you include more bonds, you will experience lower volatility, but also lower growth potential. Everyone has an ideal balance, based on factors such as:

- How long you have to invest
- How much growth you need
- How much risk you are willing to take

But over time, market fluctuations can cause the balance to shift in your portfolio (see chart at right), as one asset class outperforms another and eventually represents a greater percentage of your portfolio than you had originally intended. As a result, it makes sense to regularly rebalance your portfolio, to get back to your ideal balance.

8. STAY FOCUSED ON THE LONG TERM

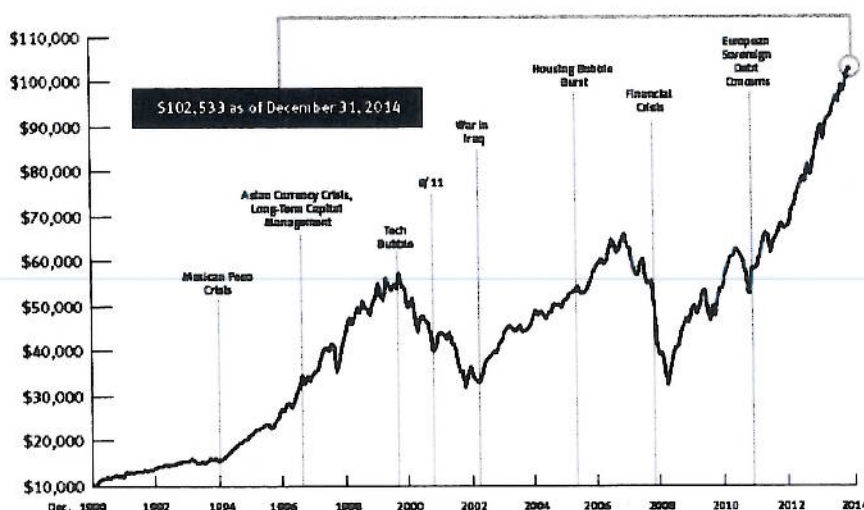
Markets may go down in the short term, often in response to a global economic crisis, but over the longer term they tend to go up.

■ SPXT Index

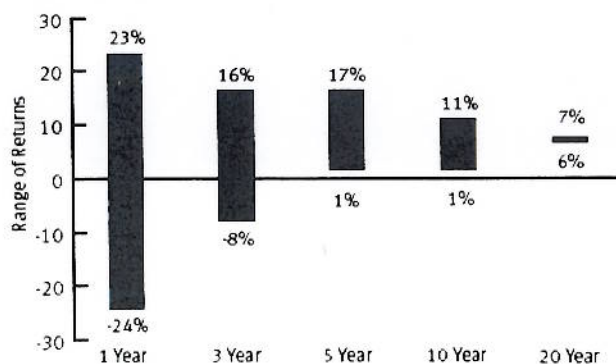
An investment cannot be made directly in an index. Graph does not reflect transaction costs, investment management fees or taxes. If such costs and fees were reflected, returns would be lower. Past performance is not a guarantee of future results. Performance data as of December 31, 2014.

Source: RBC Portfolio Advisory Group

The Growth of \$10,000 Since 1990



The Volatility of a Diversified Portfolio Decreases Over Time



Source: Bloomberg, RBC Global Asset Management.

Rolling 1-, 3-, 5-, 10-, 20- and 30-year average annual returns from January 1980 to December 2013. Based on a diversified portfolio of: 45% bonds (DEX Universe TR Index), 20% U.S. equity (S&P 500 TR Index), 20% Canadian equity (S&P/TSX Composite TR Index) and 15% international equity (MSCI World TR Index).

9. Put Time on Your Side

In the short term, volatility can seem like the “Salt & Pepper” ride at your local amusement park. But over time, volatility smooths out. And the longer you have to invest, the more it tends to smooth out.

10. Review Your Portfolio

Have questions about your investments? Should you make any changes given the recent market volatility? We would be happy to help you review your investments to ensure your portfolio is right for you.



Bits & Pieces...

RRSP - Maximum contribution limit for 2015 is \$24,930

Email Address Change – Monika's email address has changed to monika.stoicescu@rbc.com. Please be sure to save

Tax Loss Selling Deadline is Dec 24th. Any trades placed after the 24th will not be eligible for Tax Loss Selling.

TFSA Annual Fee's – The annual 1% fee has been billed to your TFSA account as of November 25th. Please check your statements and if you have debit, contact us to find out the best way for you to cover it.

Introducing Daniella Dawson

You may have noticed a new voice answering our phones lately. We are very happy to announce our newest team member, Daniella Dawson. Daniella has been with RBC Dominion Securities for 4.5yrs and is a highly skilled Administrative Associate. She joins Monika in working with all of our clients administrative needs. Should you wish to give her a call her number is 780-493-7702 and her email is Daniella.dawson@rbc.com

Monika Vacation- Monika will be away November 30th – December 11th. Daniella will be covering her desk during her absence.

Daniella Vacation – Daniella will be away from December 29th – January 8th. Monika will be covering her desk during her absence.

Sharon Vacation – I will be away from Dec 21st – January 1st.

Andrew – He will be taking time off following the birth of his daughter. We are all anxiously waiting for this moment and wish him, his wife Coady and yet to be born daughter, all the best! And just in case your all wondering....I can't wait to be a Grandma!

Sharon's Bonnyville & St. Paul Schedule

Thursday December 10th afternoon

Friday December 11th all day

Thursday January 14th afternoon

Friday January 15th all day

Thursday January 28th afternoon

Friday January 29th all day

Thursday February 11th afternoon

Friday February 12th all day

Thursday February 25th all day

Andrew's Travel Schedule

Bonnyville

January 7th & 8th

February 11th & 12th

Slave Lake/High Prairie

January 20th, 21st & 22nd

February 17th, 18th, 19th

This schedule is subject to change without notice. Please contact our office to book your appointment.

GIC Rates As Of Nov 24th, 2015

1 yr 1.71% 4 yr 2.15%

2 yr 1.87% 5 yr 2.35%

3 yr 2.01%

Rates are subject to change without notice



Wishing you all a safe and happy Christmas and all the best in 2016!

Sharon, Andrew, Monika & Daniella



The information contained herein has been obtained from sources believed to be reliable at the time obtained but neither RBC Dominion Securities Inc. nor its employees, agents, or information suppliers can guarantee its accuracy or completeness. This report is not and under no circumstances is to be construed as an offer to sell or the solicitation of an offer to buy any securities. This report is furnished on the basis and understanding that neither RBC Dominion Securities Inc. nor its employees, agents, or information suppliers is to be under any responsibility or liability whatsoever in respect thereof. The inventories of RBC Dominion Securities Inc. may from time to time include securities mentioned herein. RBC Dominion Securities Inc. and its affiliates may have an investment banking or other relationship with some or all of the issuers mentioned herein and may trade in any of the securities mentioned herein either for their own account or the accounts of their customers. RBC Dominion Securities Inc. and its affiliates also may issue options on securities mentioned herein and may trade in options issued by others. Accordingly, RBC Dominion Securities Inc. or its affiliates may at any time have a long or short position in any such security or option thereon. RBC Dominion Securities Inc.* and Royal Bank of Canada are separate corporate entities which are affiliated. *Member-Canadian Investor Protection Fund. RBC Dominion Securities Inc. is a member company of RBC Wealth Management, a business segment of Royal Bank of Canada. ©Registered trademarks of Royal Bank of Canada. Used under licence. © RBC Dominion Securities Inc. 2015. All rights reserved. 15_90736_P6B_001